


Sentence Planner - Who/What Doing

Objective: These sentence planners support children to form sentences. There are several different types of sentence planners. This one is for who/what doing/sentences, such as 'The boy is reading.'



How to use: Introduce the sentence planner to the children. Choose a reference picture and a set of key answer cards. Show the group the reference picture and discuss what is happening, for example:

Adult: 'Look at this picture, what is happening?'

Child: 'Dog in there.'

Adult: 'Yes the dog is in the kennel. What is he doing?'

Child: 'Sleeping.'

Adult: 'That's right. The dog is sleeping.'

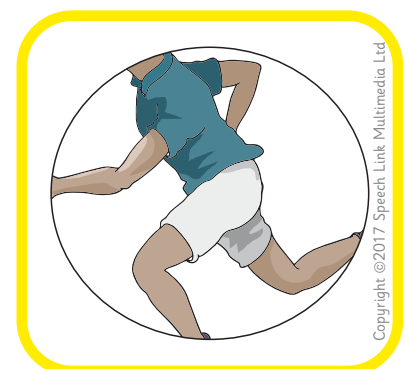
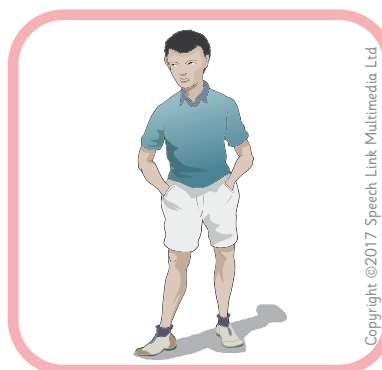



Use the key answer cards to work out each part of the sentence. Ask the children to put the pictures on the sentence planner as they answer questions.

Adult: '**Who** is sleeping? That's right Josh, the dog. Can you put the cat on the sentence planner? Yes well done. We put the dog on the **who** question.'

You can also use this planner during written tasks within class. Encourage the children to plan and say the sentence before he or she writes it.

Copyright ©2017 Speech Link Multimedia Ltd






who?



what doing?



Copyright ©2017 Speech Link Multimedia Ltd

